

# FORM NO. MGT-7

[Pursuant to sub-Section(1) of section 92 of the Companies Act, 2013 and sub-rule (1) of rule 11of the Companies (Management and Administration) Rules, 2014]



# Annual Return (other than OPCs and Small Companies)

Form language  English  Hindi

Refer the instruction kit for filing the form.

## I. REGISTRATION AND OTHER DETAILS

(i) \* Corporate Identification Number (CIN) of the company

Global Location Number (GLN) of the company

\* Permanent Account Number (PAN) of the company

(ii) (a) Name of the company

(b) Registered office address

(c) \*e-mail ID of the company

(d) \*Telephone number with STD code

(e) Website

(iii) Date of Incorporation

(iv)	Type of the Company	Category of the Company	Sub-category of the Company
	Public Company	Company limited by shares	Indian Non-Government company

(v) Whether company is having share capital  Yes  No

(vi) \*Whether shares listed on recognized Stock Exchange(s)  Yes  No

(b) CIN of the Registrar and Transfer Agent

Name of the Registrar and Transfer Agent

MAASHITLA SECURITIES PRIVATE LIMITED

Registered office address of the Registrar and Transfer Agents

451, Krishna Apra Business Square Netaji Subhash Place, Pitampura NA

(vii) \*Financial year From date  (DD/MM/YYYY) To date  (DD/MM/YYYY)

(viii) \*Whether Annual general meeting (AGM) held  Yes  No

(a) If yes, date of AGM

(b) Due date of AGM

(c) Whether any extension for AGM granted  Yes  No

## II. PRINCIPAL BUSINESS ACTIVITIES OF THE COMPANY

\*Number of business activities

S.No	Main Activity group code	Description of Main Activity group	Business Activity Code	Description of Business Activity	% of turnover of the company
1	R	Arts, entertainment and recreation	R4	Sports, amusement and recreation activities	58.31
2	E	Water supply, sewerage and waste management	E3	Waste collection, treatment and disposal activities, materials recovery and Other	13.6
3	F	Construction	F3	Demolition & site preparation, Electrical, plumbing & other Specialized construction	28.09

## III. PARTICULARS OF HOLDING, SUBSIDIARY AND ASSOCIATE COMPANIES (INCLUDING JOINT VENTURES)

\*No. of Companies for which information is to be given

S.No	Name of the company	CIN / FCRN	Holding/ Subsidiary/Associate/ Joint Venture	% of shares held
1	INACCES GEOTECHNICAL SOLU <input type="text" value=""/>	U74120MH2016PTC274762	Associate	36
2	TERRAMAYA ENTERPRISES PRIN <input type="text" value=""/>	U74994HR2020PTC089637	Holding	84.41

## IV. SHARE CAPITAL, DEBENTURES AND OTHER SECURITIES OF THE COMPANY

**(i) \*SHARE CAPITAL****(a) Equity share capital**

Particulars	Authorised capital	Issued capital	Subscribed capital	Paid up capital
Total number of equity shares	14,000,000	9,406,048	9,406,048	9,406,048
Total amount of equity shares (in Rupees)	140,000,000	94,060,480	94,060,480	94,060,480

Number of classes

1

Class of Shares	Authorised capital	Issued capital	Subscribed capital	Paid up capital
<b>EQUITY SHARES</b>				
Number of equity shares	14,000,000	9,406,048	9,406,048	9,406,048
Nominal value per share (in rupees)	10	10	10	10
Total amount of equity shares (in rupees)	140,000,000	94,060,480	94,060,480	94,060,480

**(b) Preference share capital**

Particulars	Authorised capital	Issued capital	Subscribed capital	Paid-up capital
Total number of preference shares	0	0	0	0
Total amount of preference shares (in rupees)	0	0	0	0

Number of classes

0

Class of shares	Authorised capital	Issued capital	Subscribed capital	Paid up capital
Number of preference shares				
Nominal value per share (in rupees)				
Total amount of preference shares (in rupees)	0			

**(c) Unclassified share capital**

Particulars	Authorised Capital
Total amount of unclassified shares	0

**(d) Break-up of paid-up share capital**

Class of shares	Number of shares			Total nominal amount	Total Paid-up amount	Total premium
	Physical	DEMAT	Total			
<b>Equity shares</b>						
<b>At the beginning of the year</b>	1,099,961	0	1099961	10,999,610	10,999,610	

<b>Increase during the year</b>	75,795	8,230,292	8306087	83,060,870	83,060,870	36,305,805
i. Public Issues	0	0	0	0	0	0
ii. Rights issue	0	0	0	0	0	0
iii. Bonus issue	0	8,230,292	8230292	82,302,920	82,302,920	0
iv. Private Placement/ Preferential allotment	75,795	0	75795	757,950	757,950	36,305,805
v. ESOPs	0	0	0	0	0	0
vi. Sweat equity shares allotted	0	0	0	0	0	0
vii. Conversion of Preference share	0	0	0	0	0	0
viii. Conversion of Debentures	0	0	0	0	0	0
ix. GDRs/ADRs	0	0	0	0	0	
x. Others, specify						
<b>Decrease during the year</b>	0	0	0	0	0	0
i. Buy-back of shares	0	0	0	0	0	
ii. Shares forfeited	0	0	0	0	0	0
iii. Reduction of share capital	0	0	0	0	0	0
iv. Others, specify						
<b>At the end of the year</b>	1,175,756	8,230,292	9406048	94,060,480	94,060,480	
<b>Preference shares</b>						
<b>At the beginning of the year</b>	0	0	0	0	0	
<b>Increase during the year</b>	0	0	0	0	0	0
i. Issues of shares	0	0	0	0	0	0
ii. Re-issue of forfeited shares	0	0	0	0	0	0
iii. Others, specify						
<b>Decrease during the year</b>	0	0	0	0	0	0
i. Redemption of shares	0	0	0	0	0	0

ii. Shares forfeited	0	0	0	0	0	0
iii. Reduction of share capital	0	0	0	0	0	0
iv. Others, specify						
<b>At the end of the year</b>	0	0	0	0	0	

ISIN of the equity shares of the company

INE0ISZ01012

(ii) Details of stock split/consolidation during the year (for each class of shares)

0

Class of shares		(i)	(ii)	(iii)
Before split / Consolidation	Number of shares			
	Face value per share			
After split / Consolidation	Number of shares			
	Face value per share			

(iii) Details of shares/Debentures Transfers since closure date of last financial year (or in the case of the first return at any time since the incorporation of the company) \*

Nil

[Details being provided in a CD/Digital Media]

Yes  No  Not Applicable

Separate sheet attached for details of transfers

Yes  No

Note: In case list of transfer exceeds 10, option for submission as a separate sheet attachment or submission in a CD/Digital Media may be shown.

Date of the previous annual general meeting			
Date of registration of transfer (Date Month Year)			
Type of transfer		1 - Equity, 2- Preference Shares,3 - Debentures, 4 - Stock	
Number of Shares/ Debentures/ Units Transferred		Amount per Share/ Debenture/Unit (in Rs.)	

Ledger Folio of Transferor				<input type="text"/>			
Transferor's Name		<input type="text"/>		<input type="text"/>		<input type="text"/>	
		Surname		middle name		first name	
Ledger Folio of Transferee				<input type="text"/>			
Transferee's Name		<input type="text"/>		<input type="text"/>		<input type="text"/>	
		Surname		middle name		first name	

Date of registration of transfer (Date Month Year)				<input type="text"/>			
Type of transfer		<input type="text"/>		1 - Equity, 2- Preference Shares,3 - Debentures, 4 - Stock			
Number of Shares/ Debentures/ Units Transferred		<input type="text"/>		Amount per Share/ Debenture/Unit (in Rs.)		<input type="text"/>	
Ledger Folio of Transferor				<input type="text"/>			
Transferor's Name		<input type="text"/>		<input type="text"/>		<input type="text"/>	
		Surname		middle name		first name	
Ledger Folio of Transferee				<input type="text"/>			
Transferee's Name		<input type="text"/>		<input type="text"/>		<input type="text"/>	
		Surname		middle name		first name	

**(iv) \* Debentures (Outstanding as at the end of financial year)**

Particulars	Number of units	Nominal value per unit	Total value
Non-convertible debentures	0	0	0
Partly convertible debentures	0	0	0
Fully convertible debentures	0	0	0

Particulars	Number of units	Nominal value per unit	Total value
<b>Total</b>			0

**Details of debentures**

Class of debentures	Outstanding as at the beginning of the year	Increase during the year	Decrease during the year	Outstanding as at the end of the year
<b>Non-convertible debentures</b>	0	0	0	0
<b>Partly convertible debentures</b>	0	0	0	0
<b>Fully convertible debentures</b>	0	0	0	0

**(v) Securities (other than shares and debentures)**

0

Type of Securities	Number of Securities	Nominal Value of each Unit	Total Nominal Value	Paid up Value of each Unit	Total Paid up Value
<b>Total</b>					

**V. \*Turnover and net worth of the company (as defined in the Companies Act, 2013)**

**(i) Turnover**

673,182,227

**(ii) Net worth of the Company**

225,689,202

**VI. (a) \*SHARE HOLDING PATTERN - Promoters**

S. No.	Category	Equity		Preference	
		Number of shares	Percentage	Number of shares	Percentage
1.	Individual/Hindu Undivided Family				
	(i) Indian	162,416	1.73	0	
	(ii) Non-resident Indian (NRI)	0	0	0	
	(iii) Foreign national (other than NRI)	0	0	0	
2.	Government				
	(i) Central Government	0	0	0	
	(ii) State Government	0	0	0	
	(iii) Government companies	0	0	0	

3.	Insurance companies	0	0	0	
4.	Banks	0	0	0	
5.	Financial institutions	0	0	0	
6.	Foreign institutional investors	0	0	0	
7.	Mutual funds	0	0	0	
8.	Venture capital	0	0	0	
9.	Body corporate (not mentioned above)	7,939,408	84.41	0	
10.	Others	0	0	0	
	<b>Total</b>	8,101,824	86.14	0	0

**Total number of shareholders (promoters)**

2

**(b) \*SHARE HOLDING PATTERN - Public/Other than promoters**

S. No.	Category	Equity		Preference	
		Number of shares	Percentage	Number of shares	Percentage
1.	Individual/Hindu Undivided Family				
	(i) Indian	1,259,424	13.39	0	
	(ii) Non-resident Indian (NRI)	0	0	0	
	(iii) Foreign national (other than NRI)	0	0	0	
2.	Government				
	(i) Central Government	0	0	0	
	(ii) State Government	0	0	0	
	(iii) Government companies	0	0	0	
3.	Insurance companies	0	0	0	
4.	Banks	0	0	0	
5.	Financial institutions	0	0	0	
6.	Foreign institutional investors	0	0	0	
7.	Mutual funds	0	0	0	



8.	Venture capital	0	0	0	
9.	Body corporate (not mentioned above)	44,800	0.48	0	
10.	Others	0	0	0	
	<b>Total</b>	1,304,224	13.87	0	0

**Total number of shareholders (other than promoters)**

48

**Total number of shareholders (Promoters+Public/  
Other than promoters)**

50

**VII. \*NUMBER OF PROMOTERS, MEMBERS, DEBENTURE HOLDERS  
(Details, Promoters, Members (other than promoters), Debenture holders)**

Details	At the beginning of the year	At the end of the year
Promoters	2	2
Members (other than promoters)	0	48
Debenture holders	0	0

**VIII. DETAILS OF DIRECTORS AND KEY MANAGERIAL PERSONNEL**

**(A) \*Composition of Board of Directors**

Category	Number of directors at the beginning of the year		Number of directors at the end of the year		Percentage of shares held by directors as at the end of year	
	Executive	Non-executive	Executive	Non-executive	Executive	Non-executive
<b>A. Promoter</b>	1	0	1	0	1.73	0
<b>B. Non-Promoter</b>	2	0	1	3	0	0
(i) Non-Independent	2	0	1	1	0	0
(ii) Independent	0	0	0	2	0	0
<b>C. Nominee Directors representing</b>	0	0	0	0	0	0
(i) Banks & FIs	0	0	0	0	0	0
(ii) Investing institutions	0	0	0	0	0	0
(iii) Government	0	0	0	0	0	0
(iv) Small share holders	0	0	0	0	0	0

(v) Others	0	0	0	0	0	0
Total	3	0	2	3	1.73	0

Number of Directors and Key managerial personnel (who is not director) as on the financial year end date

7

**(B) (i) \*Details of directors and Key managerial personnel as on the closure of financial year**

Name	DIN/PAN	Designation	Number of equity share(s) held	Date of cessation (after closure of financial year : If any)
SANGHAMITRA BORC	08578955	Managing Director	162,416	
ANUJ KUMAR PODDA	10248556	Whole-time director	0	
PRADEEP SANGWAN	09683475	Director	0	
ADITYA RUNGTA	02414611	Director	0	
STEVE AUSTIN PERE	08566688	Director	0	
ANJANI GOYAL	AVGPG6948J	CFO	8	
ASHISH GOEL	ARLPG7308M	Company Secretar	0	

**(ii) Particulars of change in director(s) and Key managerial personnel during the year**

8





Name	DIN/PAN	Designation at the beginning / during the financial year	Date of appointment/ change in designation/ cessation	Nature of change (Appointment/ Change in designation/ Cessation)
SANGHAMITRA BO	08578955	Director	17/01/2024	CHANGE IN DESIGNATION
ANUJ KUMAR POD	10248556	Additional director	28/07/2023	CHANGE IN DESIGNATION
ADITYA RUNGTA	02414611	Director	17/01/2024	APPOINTMENT
STEVE AUSTIN PEI	08566688	Director	17/01/2024	APPOINTMENT
ANJANI GOYAL	AVGPG6948J	CFO	12/01/2024	APPOINTMENT
ASHISH GOEL	ARLPG7308M	Company Secretary	12/01/2024	APPOINTMENT
SHABANA SAEED P	08288930	Director	13/06/2023	CESSATION
ANUJ KUMAR POD	10248556	Whole-time director	17/01/2024	CHANGE IN DESIGNATION

**IX. MEETINGS OF MEMBERS/CLASS OF MEMBERS/BOARD/COMMITTEES OF THE BOARD OF DIRECTORS**

**A. MEMBERS/CLASS /REQUISITIONED/NCLT/COURT CONVENED MEETINGS**

Number of meetings held

5

Type of meeting	Date of meeting	Total Number of Members entitled to attend meeting	Attendance	
			Number of members attended	% of total shareholding
Extra-ordinary General Mee 	08/08/2023	2	2	100
Extra-ordinary General Mee 	18/09/2023	2	2	100
Annual General Meeting	30/09/2023	7	7	100
Extra-ordinary General Mee 	20/11/2023	50	50	100
Extra-ordinary General Mee 	17/01/2023	50	50	100

**B. BOARD MEETINGS**

\*Number of meetings held

12

S. No.	Date of meeting	Total Number of directors associated as on the date of meeting	Attendance	
			Number of directors attended	% of attendance
1	13/06/2023	3	3	100
2	28/07/2023	2	2	100
3	05/08/2023	3	3	100
4	25/08/2023	3	3	100
5	04/09/2023	3	3	100
6	20/09/2023	3	3	100
7	02/11/2023	3	3	100
8	06/11/2023	3	3	100
9	20/11/2023	3	3	100
10	12/01/2024	3	3	100
11	17/01/2024	5	5	100
12	18/02/2024	5	5	100

**C. COMMITTEE MEETINGS**

Number of meetings held

3

S. No.	Type of meeting	Date of meeting	Total Number of Members as on the date of the meeting	Attendance	
				Number of members attended	% of attendance
1	Audit Committee	18/02/2024	3	3	100
2	Nomination & Remuneration	18/02/2024	3	3	100
3	Stakeholders' Meeting	18/02/2024	3	3	100

**D. \*ATTENDANCE OF DIRECTORS**

S. No.	Name of the director	Board Meetings			Committee Meetings			Whether attended AGM held on
		Number of Meetings which director was entitled to attend	Number of Meetings attended	% of attendance	Number of Meetings which director was entitled to attend	Number of Meetings attended	% of attendance	01/06/2024
								(Y/N/NA)
1	SANGHAMITRA B	12	12	100	0	0	0	Yes
2	ANUJ KUMAR	10	10	100	0	0	0	Yes
3	PRADEEP SAH	12	12	100	0	0	0	Yes
4	ADITYA RUND	2	2	100	0	0	0	Yes
5	STEVE AUSTIN	2	2	100	0	0	0	Yes

**X. \*REMUNERATION OF DIRECTORS AND KEY MANAGERIAL PERSONNEL**

Nil

Number of Managing Director, Whole-time Directors and/or Manager whose remuneration details to be entered

1

S. No.	Name	Designation	Gross Salary	Commission	Stock Option/Sweat equity	Others	Total Amount
1	SANGHAMITRA B	MANAGING DIRECTOR	1,666,670	0	0		1,666,670
	Total		1,666,670	0	0		1,666,670

Number of CEO, CFO and Company secretary whose remuneration details to be entered

0

S. No.	Name	Designation	Gross Salary	Commission	Stock Option/Sweat equity	Others	Total Amount
1							0
	Total						

Number of other directors whose remuneration details to be entered

0

S. No.	Name	Designation	Gross Salary	Commission	Stock Option/ Sweat equity	Others	Total Amount
1							0
	Total						

**XI. MATTERS RELATED TO CERTIFICATION OF COMPLIANCES AND DISCLOSURES**

\* A. Whether the company has made compliances and disclosures in respect of applicable provisions of the Companies Act, 2013 during the year  Yes  No

B. If No, give reasons/observations

**XII. PENALTY AND PUNISHMENT - DETAILS THEREOF**

(A) DETAILS OF PENALTIES / PUNISHMENT IMPOSED ON COMPANY/DIRECTORS /OFFICERS  Nil

Name of the company/ directors/ officers	Name of the court/ concerned Authority	Date of Order	Name of the Act and section under which penalised / punished	Details of penalty/ punishment	Details of appeal (if any) including present status

(B) DETAILS OF COMPOUNDING OF OFFENCES  Nil

Name of the company/ directors/ officers	Name of the court/ concerned Authority	Date of Order	Name of the Act and section under which offence committed	Particulars of offence	Amount of compounding (in Rupees)

**XIII. Whether complete list of shareholders, debenture holders has been enclosed as an attachment**

Yes  No

**XIV. COMPLIANCE OF SUB-SECTION (2) OF SECTION 92, IN CASE OF LISTED COMPANIES**

In case of a listed company or a company having paid up share capital of Ten Crore rupees or more or turnover of Fifty Crore rupees or more, details of company secretary in whole time practice certifying the annual return in Form MGT-8.

Name

JAI KISHAN

Whether associate or fellow

Associate  Fellow

Certificate of practice number

19407

**I/We certify that:**

- (a) The return states the facts, as they stood on the date of the closure of the financial year aforesaid correctly and adequately.
- (b) Unless otherwise expressly stated to the contrary elsewhere in this Return, the Company has complied with all the provisions of the Act during the financial year.

**Declaration**

I am Authorised by the Board of Directors of the company vide resolution no. ...  dated

(DD/MM/YYYY) to sign this form and declare that all the requirements of the Companies Act, 2013 and the rules made thereunder in respect of the subject matter of this form and matters incidental thereto have been complied with. I further declare that:

- 1. Whatever is stated in this form and in the attachments thereto is true, correct and complete and no information material to the subject matter of this form has been suppressed or concealed and is as per the original records maintained by the company.
- 2. All the required attachments have been completely and legibly attached to this form.

**Note: Attention is also drawn to the provisions of Section 447, section 448 and 449 of the Companies Act, 2013 which provide for punishment for fraud, punishment for false statement and punishment for false evidence respectively.**

**To be digitally signed by**

Director

DIN of the director

**To be digitally signed by**

- Company Secretary
- Company secretary in practice

Membership number

Certificate of practice number

**Attachments**

- 1. List of share holders, debenture holders
- 2. Approval letter for extension of AGM;
- 3. Copy of MGT-8;
- 4. Optional Attachment(s), if any

<b>Attach</b>
<b>Attach</b>
<b>Attach</b>
<b>Attach</b>

**List of attachments**

--

**Remove attachment**

**Modify**

**Check Form**

**Prescrutiny**

**Submit**

**This eForm has been taken on file maintained by the Registrar of Companies through electronic mode and on the basis of statement of correctness given by the company**

